

High Temperature Deep Cycle GEL Battery

HTL12-110

The HTL deep cycle gel battery adopts the advanced developed nano gel electrolyte with super-C additive plus heavy duty plates design inside. It has a longer service life even deep cycle discharge use and can provide optimum and reliable service under extreme condition such as high temperature and frequent power failure, thus it is highly suited for tropical area in outdoor applications such as Telecom BTS stations and Off-grid PV system.

12V Voltage **110Ah** Capacity **Gel** Technology **Deep** Cycle



COMPLIED STANDARDS

IEC 60896-21/22 JIS C8704
 IEC61427 BS6290 part4
 GB/T 19638 CE/ISO

GENERAL FEATURES

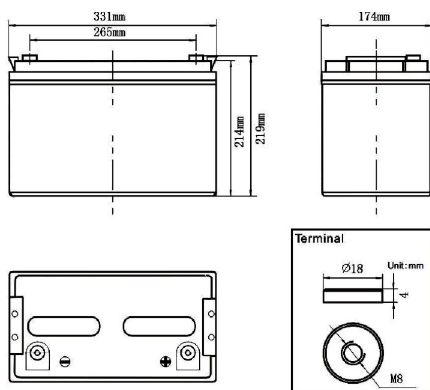
- Able to operate at 40-60°C
- Integrated design to ensure the best uniformity and reliability
- Longer life and higher stability under high temp. environment (no air-con needed)
- Super-C additives: Deep discharge recovery capability, 1600cycles @50%DOD

APPLICATIONS

- BTS Stations
- Solar & Wind energy system
- UPS system
- Telecom systems
- Wheel chair, Golf cart

DIMENSIONS & WEIGHT

Length(mm)	328±1
Width(mm)	172±1
Height(mm)	218±1
Total Height(mm)	222±1
Weight(kg)	32.8±3%



TECHNICAL SPECIFICATIONS

Nominal Voltage		12V (6 cells per unit)
Design Floating Life @25°C		20 Years
Nominal Capacity @25°C (20 hour rate@5.5A,10.8V)		110Ah
Capacity @25°C	10hour rate (9.9A,10.8V)	99Ah
	5 hour rate (17.5A,10.5V)	87.5Ah
	1 hour rate (67.2A,9.6V)	67.2Ah
Internal Resistance	Full Charged Battery@25°C	≤5.0mΩ
Ambient Temperature	Discharge	-25°C~60°C
	Charge	-25°C~60°C
	Storage	-25°C~60°C
Max.Discharge Current@25°C		660A(5s)
Capacity affected by Temperature (10 hour)	40°C	108%
	25°C	100%
	0°C	90%
	-15°C	70%
Self-Discharge@25°C per Month		3%
Charge (Constant Voltage) @25°C	Standby Use	Initial Charging Current Less than 25A Voltage 13.6-13.8V
	Cycle Use	Initial Charging Current Less than 25A Voltage 14.4-14.9V

BATTERY DISCHARGE TABEL

Discharge Constant Current per Cell (Amperes at 25°C)

F.V/Time	15min	30min	45min	1h	2h	3h	5h	8h	10h	20h	100h
1.60V	177.9	108.3	72.6	67.2	38.8	27.2	18.5	12.2	10.9	5.94	1.32
1.65V	174.6	106.3	71.3	65.9	38.1	26.7	18.2	12.0	10.7	5.83	1.29
1.70V	171.4	104.4	70.0	64.7	37.4	26.2	17.8	11.8	10.5	5.72	1.27
1.75V	168.2	102.4	68.6	63.5	36.7	25.7	17.5	11.6	10.3	5.61	1.25
1.80V	161.7	98.5	66.0	61.1	35.3	24.8	16.8	11.1	9.9	5.50	1.22

Discharge Constant Power per Cell (Watts at 25°C)

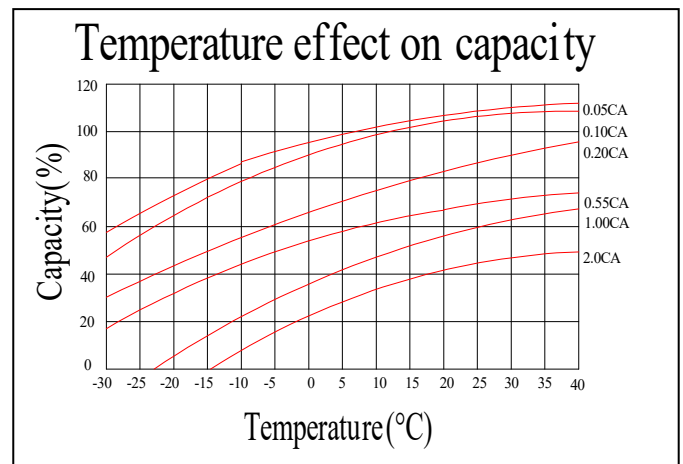
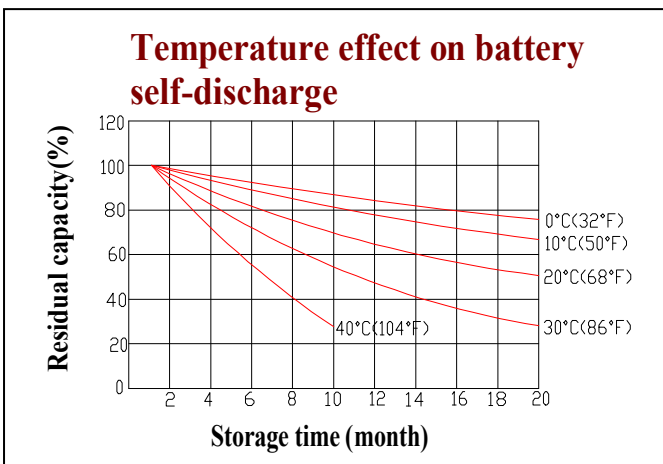
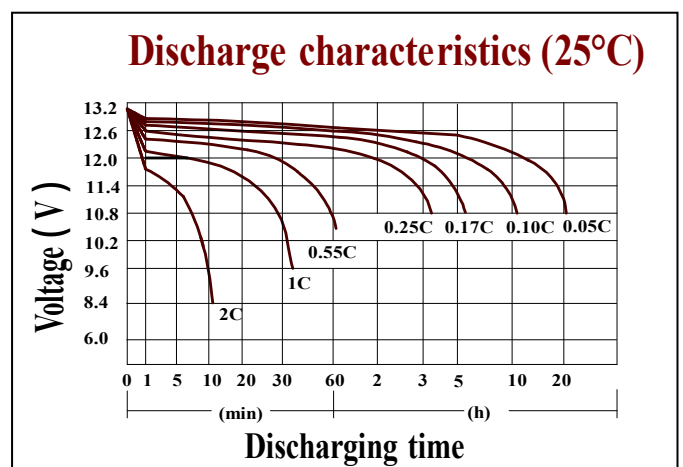
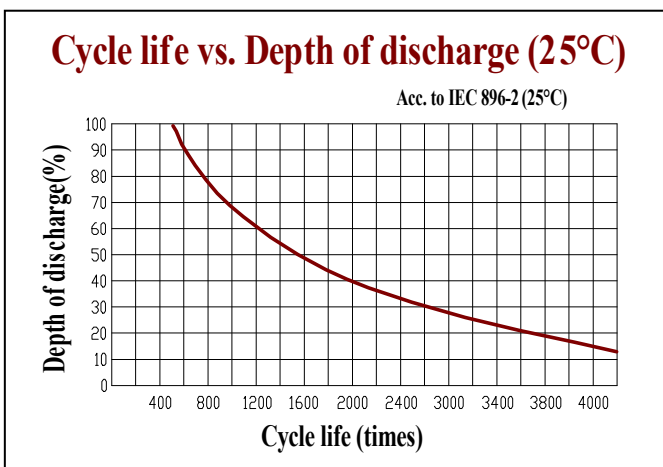
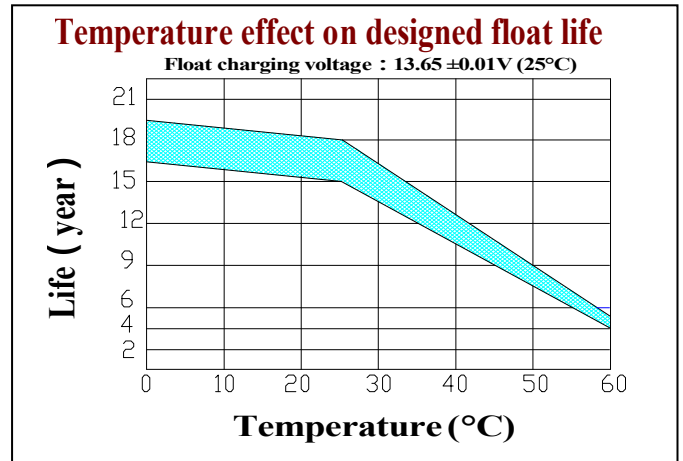
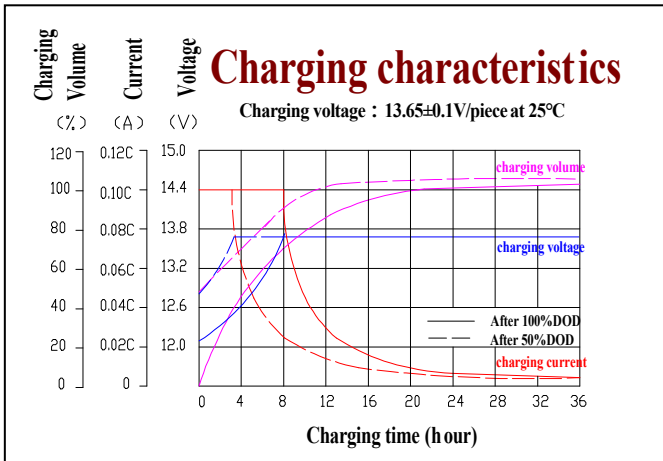
F.V/Time	15min	30min	45min	1h	2h	3h	5h	8h	10h	20h	100h
1.60V	342.4	208.5	139.8	129.3	74.7	52.4	35.6	23.5	21.0	11.4	2.54
1.65V	336.2	204.7	137.2	126.9	73.3	51.5	35.0	23.1	20.6	11.2	2.49
1.70V	329.9	200.9	134.7	124.6	71.9	50.5	34.3	22.7	20.2	11.0	2.44
1.75V	323.7	197.1	132.1	122.2	70.6	49.5	33.7	22.2	19.8	10.8	2.40
1.80V	311.3	189.5	127.1	117.5	67.9	47.6	32.4	21.4	19.1	10.6	2.35

Note The above data are average values, and can be obtained within 3 charge/discharge cycles. These are not minimum values. Cell and battery designs/specifications are subject to modification without notice. Contact **POWERGEN** for the latest information.

High Temperature Deep Cycle GEL Battery

HTL12-110

PERFORMANCE CHARACTERISTICS



BATTERY CONSTRUCTION

Component	Positive plate	Negative plate	Container & Cover	Safety valve	Terminal	Separator	Electrolyte	Pillar seal
Features	Thick high Sn low Ca grid with special paste	Balanced Pb-Ca grid for improved recombination efficiency	Fire resistant ABS (UL94-V0 optional)	Flame Si-Rubber and aging resistance	Female Copper Insert M8	Advanced PVC /AGM separator for high pressure cell design	Silicon Gel import from Germany	Two layers epoxy resin seal

AKÜMSER AKÜ AS.

Add: Akcaburgaz Mah. Akop cad. 319. sok no9/3 ESENYURT-İSTANBUL
Tel: 444-4-148 Email: info@akumser.com

POWERGEN

[HTTP://WWW.AKUMSER.COM](http://www.akumser.com)