

**High Temperature Deep Cycle GEL Battery**

**HTL6-310**

The HTL deep cycle gel battery adopts the advanced developed nano gel electrolyte with super-C additive plus heavy duty plates design inside. It has a longer service life even deep cycle discharge use and can provide optimum and reliable service under extreme condition such as high temperature and frequent power failure, thus it is highly suited for tropical area in outdoor applications such as Telecom BTS stations and Off-grid PV system.

<b>6V</b> Voltage	<b>310Ah</b> Capacity	<b>Gel</b> Technology	<b>Deep</b> Cycle
----------------------	--------------------------	--------------------------	----------------------



**COMPLIED STANDARDS**

IEC 60896-21/22	JIS C8704
IEC61427	BS6290 part4
GB/T 19638	CE/ISO

**GENERAL FEATURES**

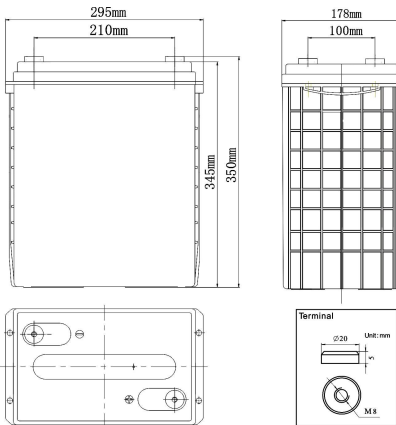
- Able to operate at 40-60°C
- Integrated design to ensure the best uniformity and reliability
- Longer life and higher stability under high temp. environment (no air-con needed)
- Super-C additives: Deep discharge recovery capability, 1600cycles @50%DOD

**APPLICATIONS**

- BTS Stations
- Solar & Wind energy system
- UPS system
- Telecom systems
- Wheel chair, Golf cart

**DIMENSIONS & WEIGHT**

Length (mm)	295±1
Width (mm)	178±1
Height (mm)	354±1
Total Height (mm)	360±1
Weight (kg)	46.2±3%



**TECHNICAL SPECIFICATIONS**

Nominal Voltage		6V (3 cells per unit)
Design Floating Life @25°C		20 Years
Nominal Capacity @25°C (20 hour rate@15.5A, 5.4V)		310Ah
Capacity @25°C	10 hour rate (27.9A,5.4V)	279Ah
	5 hour rate (49.3A, 5.25V)	246.5Ah
	1 hour rate (172.2A, 4.8V)	172.2Ah
Internal Resistance	Full Charged Battery@25°C	≤1.8mΩ
Ambient Temperature	Discharge	-25°C~60°C
	Charge	-25°C~60°C
	Storage	-25°C~60°C
Max.Discharge Current@25°C		930A(5s)
Capacity affected by Temperature (10 hour)	40°C	108%
	25°C	100%
	0°C	90%
	-15°C	70%
Self-Discharge@25°C per Month		3%
Charge (Constant Voltage) @25°C	Standby Use	Initial Charging Current Less than 62A Voltage 6.8-6.9V
	Cycle Use	Initial Charging Current Less than 62A Voltage 7.2-7.45V

**BATTERY DISCHARGE TABEL**

**Discharge Constant Current per Cell (Amperes at 25°C)**

F.V/Time	15min	30min	45min	1h	2h	3h	5h	8h	10h	20h	100h
1.60V	399.0	254.0	187.6	172.2	109.3	76.7	52.2	34.4	30.7	16.74	3.72
1.65V	391.7	249.4	184.1	169.1	107.3	75.3	51.2	33.8	30.1	16.43	3.65
1.70V	384.5	244.8	180.7	165.9	105.3	73.9	50.3	33.2	29.6	16.12	3.58
1.75V	377.2	240.2	177.3	162.8	103.3	72.5	49.3	32.6	29.0	15.81	3.51
1.80V	362.7	231.0	170.5	156.6	99.4	69.8	47.4	31.3	27.9	15.5	3.44

**Discharge Constant Power per Cell (Watts at 25°C)**

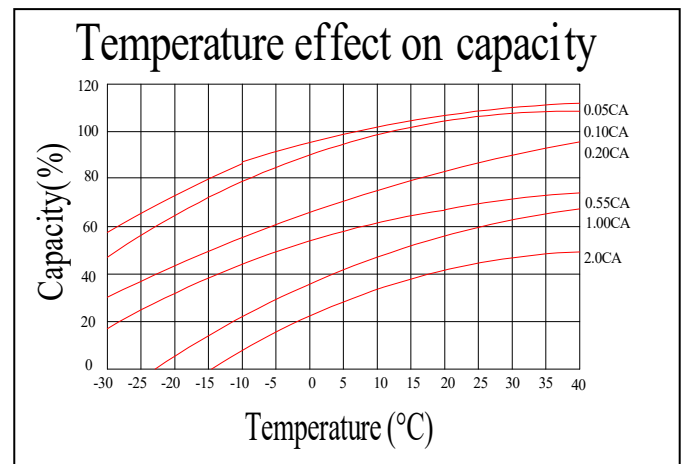
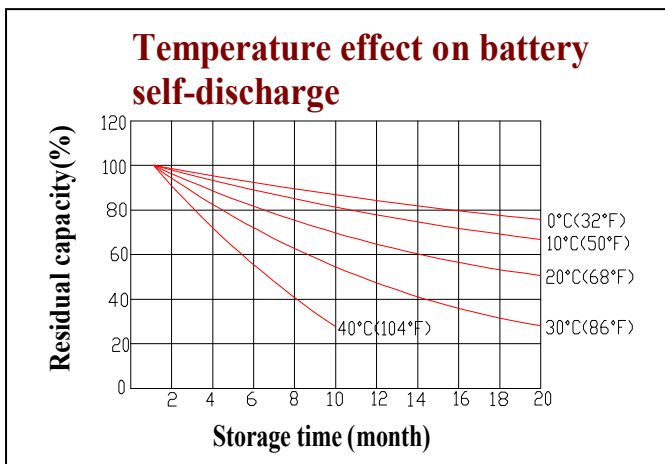
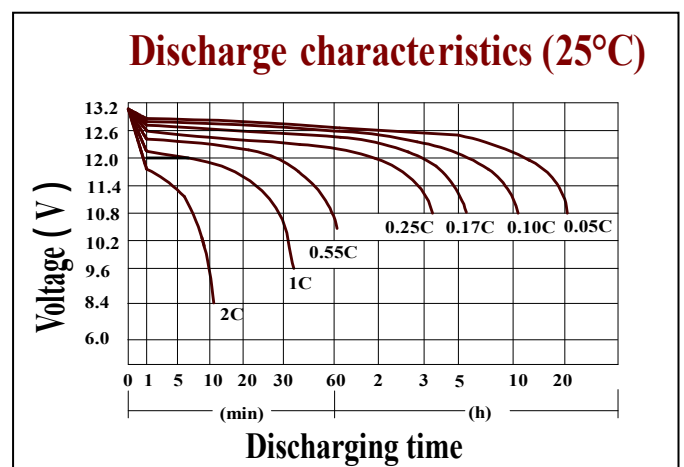
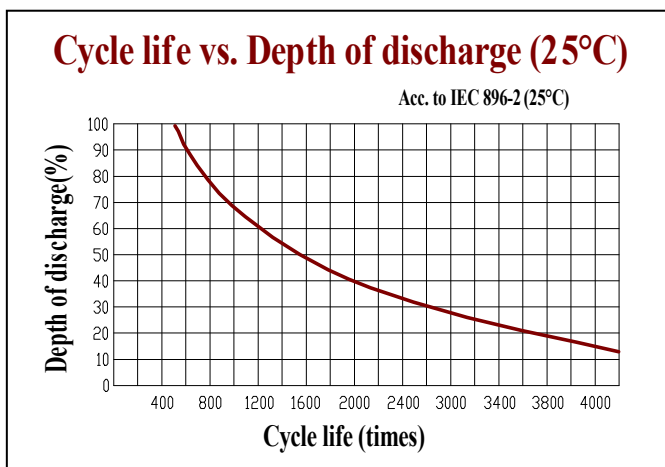
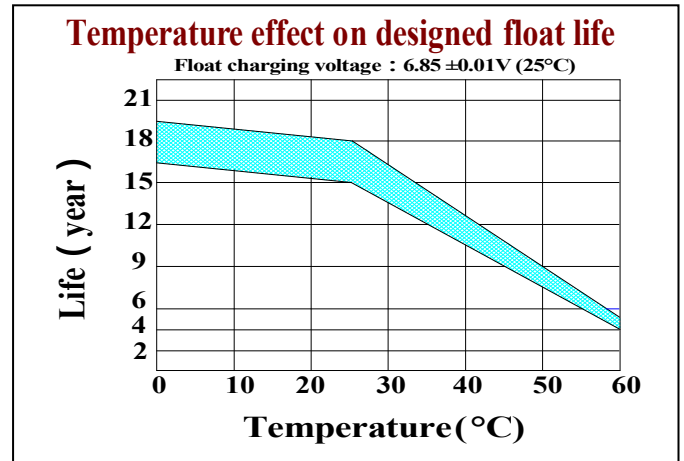
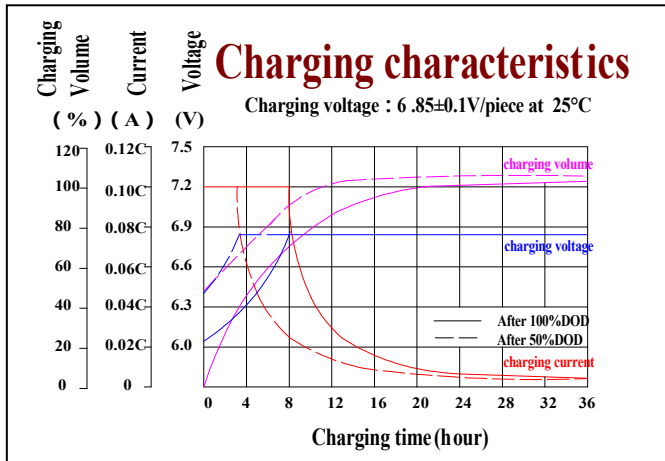
F.V/Time	15min	30min	45min	1h	2h	3h	5h	8h	10h	20h	100h
1.60V	768.0	489.0	361.0	331.5	210.4	147.7	100.4	66.3	59.1	32.2	7.15
1.65V	754.1	480.1	354.5	325.5	206.6	145.0	98.6	65.1	58.0	31.6	7.02
1.70V	740.1	471.3	347.9	319.4	202.7	142.3	96.8	63.9	56.9	31.0	6.89
1.75V	726.1	462.4	341.3	313.4	198.9	139.6	95.0	62.7	55.9	30.4	6.76
1.80V	698.2	444.6	328.2	301.4	191.3	134.3	91.3	60.3	53.7	29.8	6.62

**Note** The above data are average values, and can be obtained within 3 charge/discharge cycles. These are not minimum values. Cell and battery designs/specifications are subject to modification without notice. Contact **POWERGEN** for the latest information.

**High Temperature Deep Cycle GEL Battery**

**HTL6-310**

**PERFORMANCE CHARACTERISTICS**



**BATTERY CONSTRUCTION**

Component	Positive plate	Negative plate	Container & Cover	Safety valve	Terminal	Separator	Electrolyte	Pillar seal
Features	Thick high Sn low Ca grid with special paste	Balanced Pb-Ca grid for improved recombination efficiency	Fire resistant ABS (UL94-V0 optional)	Flame Si-Rubber and aging resistance	Female Copper Insert M8	Advanced PVC /AGM separator for high pressure cell design	Silicon Gel	Two layers epoxy resin seal

**AKÜMSER AKÜ AS.**

Add: Akcaburgaz Mah. Akop cad. 319. sok no9/3 ESENYURT-İSTANBUL

Tel: 444-4-148

Email: info@akumser.com

**POWERGEN**

[HTTP://WWW.AKUMSER.COM](http://www.akumser.com)