



PGG6-260 6V 260AH

PGG6 series battery uses latest AGM technology with longer cycle life. It is suitable for large current and deep cyclic applications. It can be used in e-vehicles, sightseeing, golf and logistics cars.

Benefits

- Up to 700 cycles 80% DOD
- Good large current discharge performance
- High gas recombination efficiency
- Maximum charge efficiency
- Low self-discharge rate
- Easy installation and handling



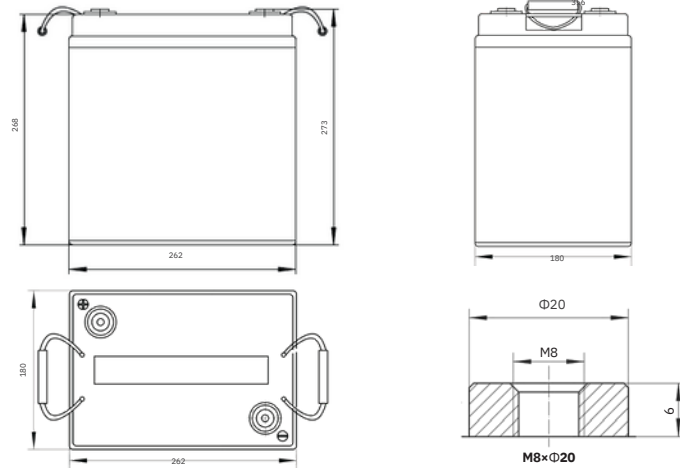
Applications

Electrical Vehicle
Mixture Electrical vehicle

Standards

GB/T 18332.1
QC/T 742
IEC61982-3
GB/T 7403.1
GB/T 23636

Drawing



Specifications

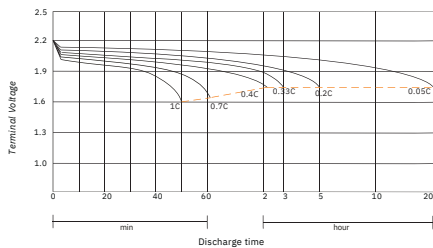
Battery Model	PGG6-260			
Design Life (80% DOD)	700 Cycles			
Capacity (Ah, 25°C)	20HR (13.0A, 1.75V)	5HR (44.0A, 1.75V)	3HR (66.67A, 1.75V)	2HR(90A, 1.75V)
	260	220	200	180
Dimensions (mm)	Length	Width	Height	Total Height
	262	180	268	273
Approx. Weight (kg)	35.0			
Reference Internal Resistance (mΩ)	2.0 (full charged @ 25°C)			
Maximum Discharge Current (A/10 Sec.)	1800			
Self-Discharge (25°C)	≤3% per month			
Charge Voltage (V/cell, 25°C)	Cycle use		Float use	
	2.45 (-3mV/°C/cell), max charge current: 30A		2.35 (-3mV/°C/cell)	

Discharge Data

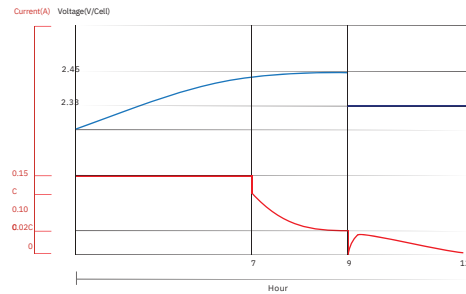
Constant Current Discharge Data (25°C , A)											
End Voltage (V/cell)	min					h					
	10	20	30	45	60	1.5	2	3	5	10	20
1.60	552.4	339.5	252.0	186.8	151.5	112.2	92.02	67.93	44.66	23.81	13.14
1.65	542.2	335.4	250.0	185.6	150.7	111.5	91.44	67.51	44.45	23.69	13.08
1.70	533.4	331.4	247.5	184.2	149.6	110.7	90.85	67.12	44.24	23.58	13.04
1.75	501.0	318.0	240.0	180.0	147.0	109.3	90.00	66.67	44.00	23.50	13.00
1.80	474.6	302.9	230.2	173.4	142.3	106.3	87.82	65.33	43.32	23.21	12.89

Constant Power Discharge Data (25°C , W/cell)											
End Voltage (V/cell)	min					h					
	10	20	30	45	60	1.5	2	3	5	10	20
1.60	976.6	615.6	466.1	350.9	288.0	215.5	178.8	132.8	87.74	47.06	26.07
1.65	969.8	613.3	465.1	350.3	287.6	215.0	178.3	132.4	87.59	46.97	26.06
1.70	964.2	610.8	463.8	349.7	286.9	214.2	177.5	132.1	87.47	46.92	26.04
1.75	921.4	594.7	454.8	344.8	283.9	213.0	176.8	131.9	87.35	46.89	26.02
1.80	895.6	578.4	444.0	337.3	278.7	209.5	174.1	130.0	86.49	46.46	25.89

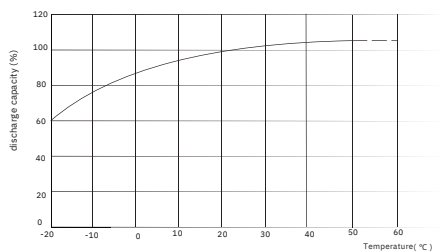
Performance Curve



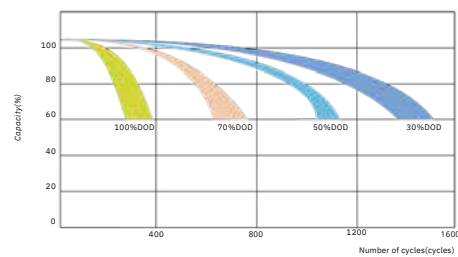
Discharging performance



Charge performance



Discharge capacity vs. temperature



Cycles vs. discharge depth